

# STONE CUTTING MULTI BLADES



Stepped Segments	
Three or four stepped segments	
Diameter	Segment Size
900 - 2700 mm	24 x 6.5 - 12 x 14 / 18mm
Segments for all diameters available	

# BRIDGE SAW BLADES - silent cores

Part No.	Diameter	Width
SCGB350	14" - 350 mm	3.4 mm




SCGB400	16" - 400 mm	3.4 mm
SCGB450	18" - 450 mm	3.6 mm

20/25 mm - 787"/.984" seg  
ment height



## WALL SAW BLADES

---



**24"(600 mm) - 32"(800  
mm)**

## WALL SAW SEGMENTS


---

**40x4.5x12 mm**  
**R300 - R500 - R750**



## PRESTRESSED CONCRETE SEGMENTS

---



Prestressed Concrete	
Fast cutting and longer lifetime for prestressed concrete panels.	
Diameter	Segment Size
1100 - 1200 mm	40 x 6.5-9 x 12 mm
Other diameter of segments available	



**wire saw**  
**11.5mm & 12 mm**

**Stone & Concrete +  
 Spring**

---




**Crack Chaser**  
concrete, asphalt repair

**4"(100mm) to  
7"(180mm)  
.315"(8mm) and  
.393"(10mm) width**

## VACUUM BRAZED BLADES

---

Smooth, fast and clean cutting for all kind of glass fiber, plastics, marble and other constructional materials.  
Good for joints between tiles.



Part No.	Diameter	Width	Arbor
EB100S	4" - 100 mm	1.2/1.5 mm	20 - 16 mm
EB115S	4.5" - 115 mm	1.2/1.5 mm	22.2 mm
EB125S	5" - 125 mm	1.2/1.5 mm	22.2 mm
EB150S	6" - 150 mm	2.5 mm	22.2 mm
EB180S	7" - 180 mm	2.5 mm	22.2 mm
EB230S	9" - 230 mm	2.8 mm	22.2 mm

# Related Products

